

Parent reading guide for
"Jingle Dancer"
by Cynthia Leitich Smith

 Ages: 4+








Money as You Grow Bookshelf




Welcome

This guide will help you teach your child money management skills while reading “Jingle Dancer” by Cynthia Leitich Smith. It will accomplish this by:

-  Helping you explain the key ideas covered in the book, and then providing you with signs your child understands the key ideas and can use them in daily life.
-  Giving you things to think about before reading the book with your child. These can help you spot key points in the book or spark ideas to discuss later.
-  Helping you prepare for an enjoyable reading time with your child.
-  Providing questions to talk about with your child.
-  Suggesting activities that help your child put ideas and lessons into action.

The story

Jenna wants to dance at the next powwow. She needs to have bells that jingle on her dress before she can dance. Jenna gets help from her family to find jingles for her dress before the powwow.



Key ideas

By the time you finish this discussion guide, your child will be able to **point to examples** of these key ideas in the book you read and discuss **real-life examples, too**. Use these definitions to explain the ideas. We've also included ways children can show they are ready to use them in their daily lives

1. Solving problems

When problems come up, we try to deal with them. Solving problems means finding what works best for us and taking action to make things better.

How kids show it: They can describe problems and come up with a few ideas to make things better.

2. Sharing and borrowing

There are two kinds of sharing: Something shared that does not have to be returned or paid for is a gift. Something borrowed must be returned.

How kids show it: They can explain the difference between lending and giving something away.

3. Flexibility


It's important to learn from mistakes. We can change our plans and try something new if our first idea isn't working.

How kids show it: They can talk about a time when their plans didn't turn out how they wanted and what they did instead.

Something to think about

First, read the book yourself and think about these ideas:

- When we have problems, we can look for a solution. Jenna wants to dance in the powwow. Jenna's dress does not have any jingles and she does not have time to make any jingles before the powwow.
- Jenna needs more than one row of jingles. Jenna turns to her family and neighbor to borrow jingles from them for her dress.
- Jenna needed to be flexible in order for her dress to be ready for the powwow. Jenna also needed help from others to meet her goal.



Before you read

Read the book first yourself. Knowing the story will help you know what comes next. It is important to ask your child questions about the story as you read. Ask what might happen next in the story.

- Choose a quiet time for stories and make it part of your daily routine.
- Find a cozy, quiet place to read.
- Make sure your child can see the pictures.
- Talk about the pictures and characters in the book.
- Read with expression in your voice. Give each character in the story his or her own voice.
- Keep the story time short enough to leave them wanting more.
- Look for ways during the day to bring up the messages in the story.
- Continue to read aloud together even if your child can read alone.



Something to talk about

Before you begin to read the story with your child, look at the cover of the book together. Ask what the story might be about.

As you read the story with your child, talk about these ideas:

- Jenna told her Grandma that she wanted to jingle dance. What was Grandma's response?
- How did Jenna learn to jingle dance?
- While Jenna was practicing, she knew her dress wouldn't jingle because she had no bells. How do you think Jenna felt?
- How did Jenna get her first row of jingles? Why didn't she ask for all of the jingles to make her dress?
- When Jenna got her second row of jingles from Mrs. Scott, did Jenna have enough jingles? What did she do next?
- Jenna's cousin Elizabeth let Jenna borrow some jingles. Did Jenna have enough jingles yet? What do you think will happen next?
- When Jenna went to her Grandma's house, she was thinking about what to do to get the last row of jingles for her dress. When she opened the door at Grandma Wolfe's house, what did she find on the floor? What was special about those moccasins?

- How did Jenna get her fourth row of jingles?
- Jenna got to dance at the powwow. What did Jenna think about while she was dancing?



Something to do

What's the difference?

Ages: 4+

In this story, Jenna was given the bells and was not asked to return them. You can help children understand the difference between sharing and borrowing. When your child asks to use an item, talk about whether it's sharing or borrowing. For example, paper given for coloring will be shared and not returned because it's used. But a pair of scissors used to cut out a picture is borrowed and needs to be returned so that other people can use it. What rules does your family have for sharing toys or clothes with friends? Do you treat a book borrowed from the library or school different than a book that you own?

Puzzles

Ages: 4+

Putting puzzles together helps children learn problem solving skills. Kids learn which pieces go where by looking for clues on each piece, and by trial and error. You can make your own puzzles by drawing a picture together on sturdy paper. You can also use pictures from magazines. Then cut or tear the paper up into different size pieces – bigger pieces for younger children and smaller pieces for older children. As you put the puzzle back together, talk about how you decide what pieces fit together. Is it the shape or the color of the piece? What other clues do you use?

It all adds up!

Ages: 4+

There are many different coins you can use to make 50 cents. You can use two quarters, five dimes, 50 pennies, and so on. You can help children learn about coins and be flexible in their thinking by playing games to show that coins have different values. It's helpful to use real coins or else use pictures of coins. With younger children, begin with the number of pennies it takes to make a nickel, dime, or quarter. For older children, you can add up higher amounts, like a dollar, and use a paper bill along with coins.

About this guide


Money as You Grow Bookshelf is a research-based program designed to help parents, caregivers, and others teach children ages 4 through 10 money skills through reading, activities, and play.

Money as You Grow Bookshelf is an updated version of the University of Nevada Extension's Money on the Bookshelf program. In collaboration with The University of Wisconsin-Madison Center for Financial Security and the University of Wisconsin-Extension Family Living Programs, we are working together to expand the program and make it available to libraries, educators, and parents nationally.

For more tools and resources for parents, visit

consumerfinance.gov/MoneyAsYouGrow.

The Center for Financial Security is a research center that seeks to help the public build financial knowledge and skills, increase access to financial services and increase the financial security of families. The University of Wisconsin-Extension is part of the National Institute of Food and Agriculture's (NIFA) Cooperative Extension System, which brings vital, practical information to agricultural producers, small business owners, consumers, families, and young people.



MONEY AS YOU GROW BOOKSHELF

Ask about these other Money as You Grow Bookshelf books and parent guides:

A Bargain for Frances
by Russell Hoban

A Chair for My Mother
by Vera Williams

Alexander, Who Used to Be Rich Last Sunday
by Judith Viorst

The Berenstain Bears & Mama's New Job
by Stan & Jan Berenstain

The Berenstain Bears' Trouble With Money
by Stan & Jan Berenstain

But I've Used All of My Pocket Change
by Lauren Child

Count on Pablo
by Barbara deRubertis

Cuenta con Pablo
by Barbara deRubertis

Curious George Saves His Pennies
by Margaret and H.A.Rey

How Much Is That Doggie in the Window?
by Bob Merrill

Jingle Dancer
by Cynthia Leitich Smith

Just Shopping With Mom
by Mercer Mayer

Lemonade in Winter
by Emily Jenkins

My Rows and Piles of Coins
by Tololwa M.Mollel

Ox-Cart Man
by Donald Hall

The Purse
by Kathy Caple

The Rag Coat
by Lauren Mills

Sally Jean, the Bicycle Queen
by Cari Best

Sam and the Lucky Money
by Karen Chinn

Sheep in a Shop
by Nancy Shaw

Those Shoes
by Maribeth Boelts

Tia Isa Wants a Car
by Meg Medina

Tía Isa Quiere un Carro
by Meg Medina

For more tips and activities for parents and caregivers, and to download Money as You Grow Bookshelf parent reading guides, visit consumerfinance.gov/MoneyAsYouGrow.